

AI Prompt Perfection Quickstart

Creating Engaging Prompts

AI Prompt Perfection Quickstart

In this training, I wanna go over how you can create the most engaging prompts. This is great because once you have a good quality prompt, you can use it. You can build your prompt chain out with it. You can look it into prompt box.



Engineering Better Prompts

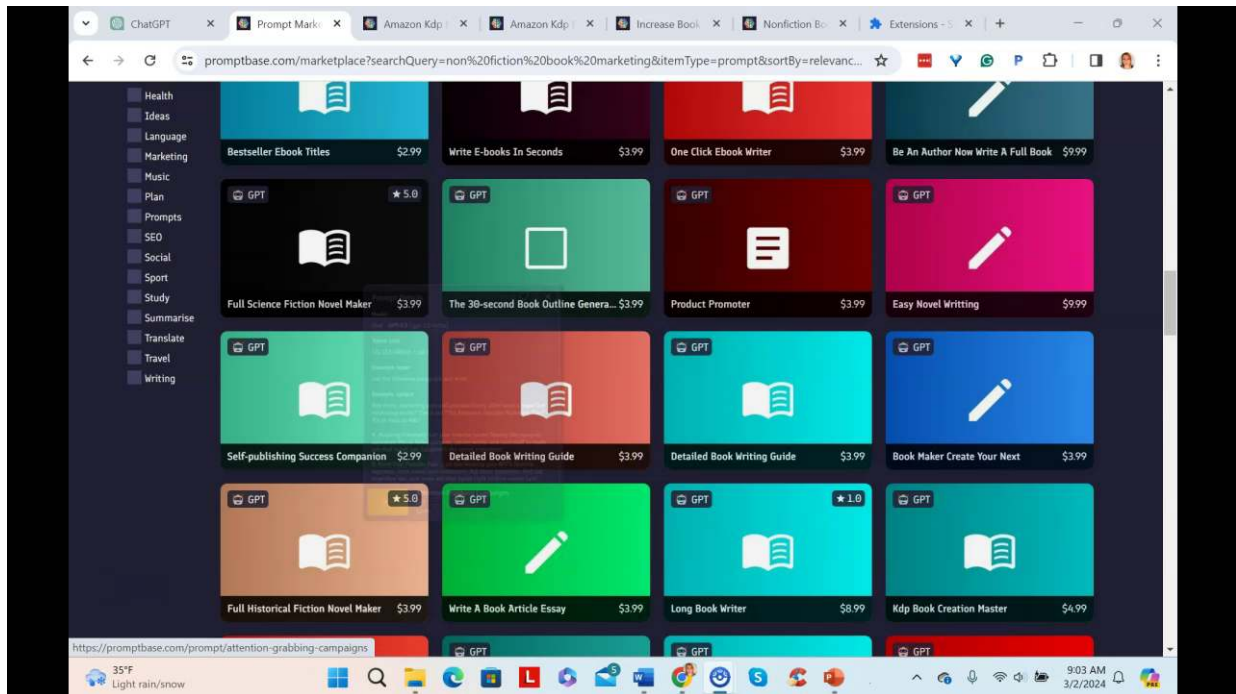
- You are a prompt engineer...
- Review these prompt examples and create the best prompt possible for
- Review the prompt above and edit for clarity and effectiveness

And so some of the best ways to do this are to tell the AI tool you're using. And in this example we're gonna use ChatGPT that you're, that they're our prompt engineer. So you will have them review some prompt examples and output and create the best prompt possible so they can have, see very specific prompt examples and output. And then you're gonna ask 'em to review the prompt above and edit it for clarity and effectiveness and in tone or anything else that you want it for. So this is a really effective way to get great prompts. And the way to do this is you wanna go ahead and have your AI tool open.

Again, I'm gonna use the ChatGPT for this. And then there's another tool as well that you're gonna wanna use that will make this very easy.

AI Prompt Perfection Quickstart

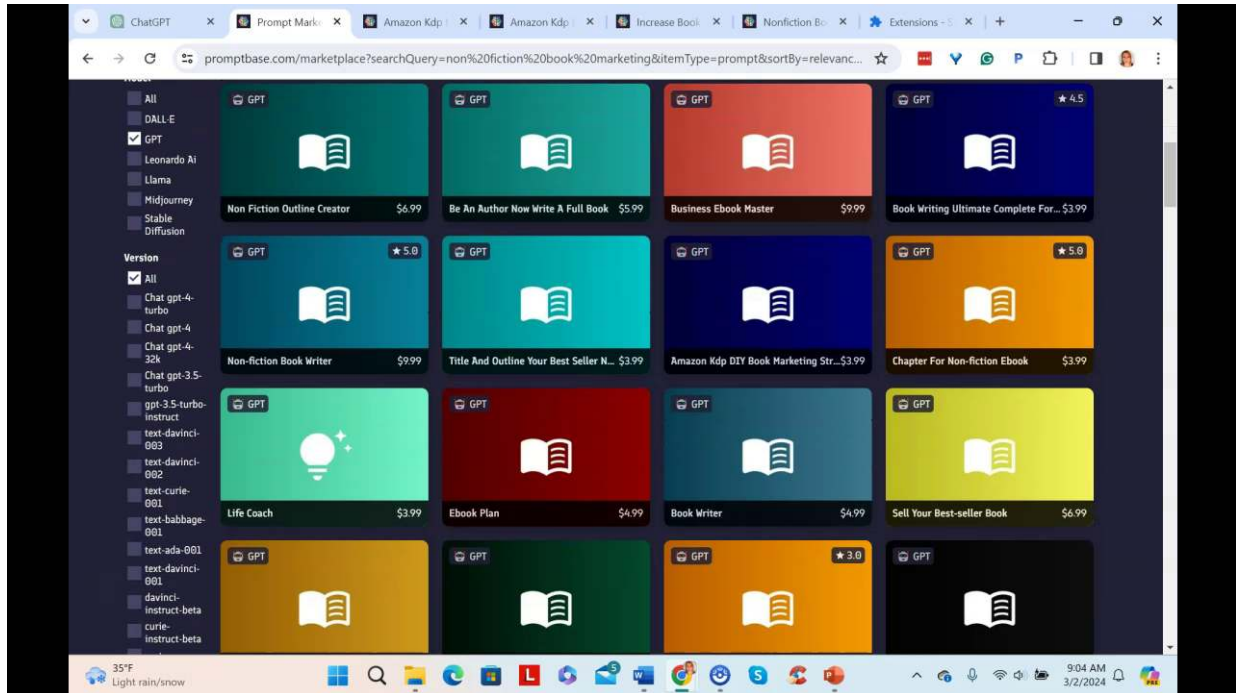
So the tool that I like to use to help me generate great prompts is PromptBase.



And prompt base is a huge prompt marketplace. It's really great. They have tons of different texts and image prompts. I think it's also very valuable if you are doing image-based. if you want something very specific looking, you could come here. And so if you do find a specific prompt that you like, I would suggest getting it and using it. You, you know, you purchase, these are not super expensive. But the way I like to do it too, is I like to use it just to get ideas and also to consolidate a couple of different similar prompts by having ChatGPT look at what the output is of the prompt and some of the instructions.

And so I get a variety of different prompts on the topic I want to have. And then I have ChatGPT, review those and then create hopefully a better version. So the way you would go here is you come here and then you select whether you want prompts or bundles. I usually just select text. If I want text, I don't want them all mixed in. And then I say ChatGPT. And then you can even go down here to category. that's the model. here if you want, like, if you wanted to do writing or prompts, you could select that.

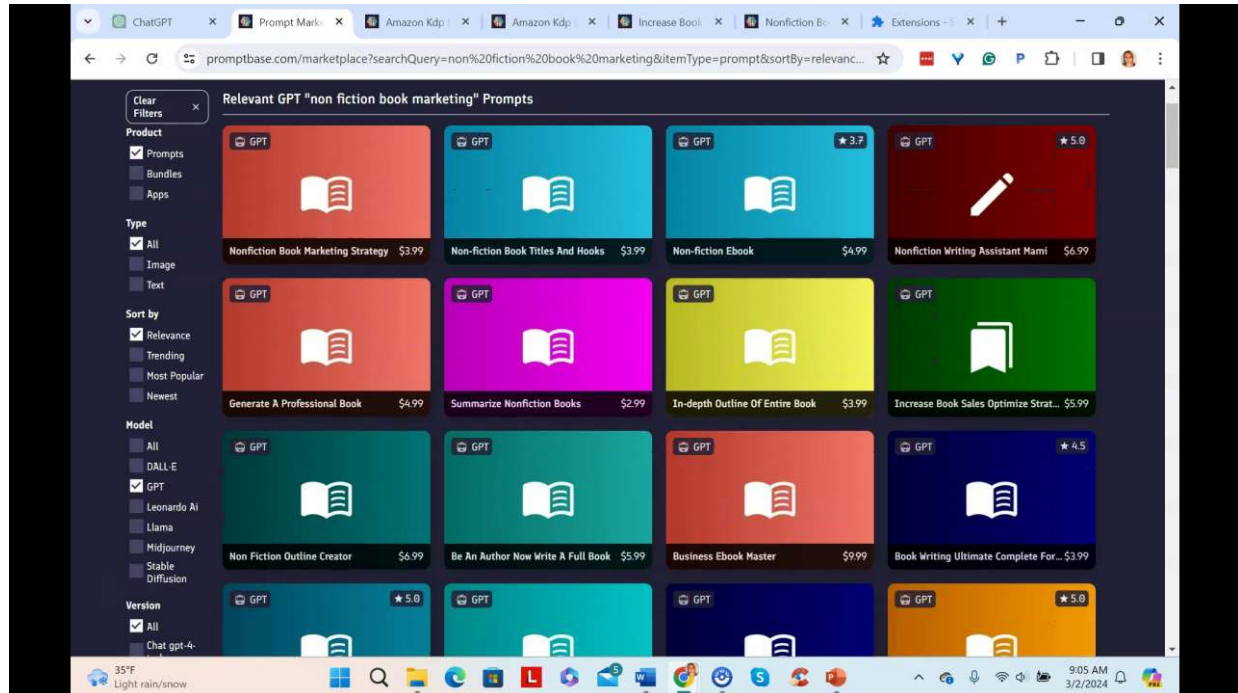
AI Prompt Perfection Quickstart



I find that just those is usually enough. Then I'll type in here. Now in this example, we're looking at something that will help us put together a nonfiction book marketing plan. So you can see this first one here and when you hover on it, you can just click on that if you wanna open up in a new tab and it'll tell you the model and so forth.

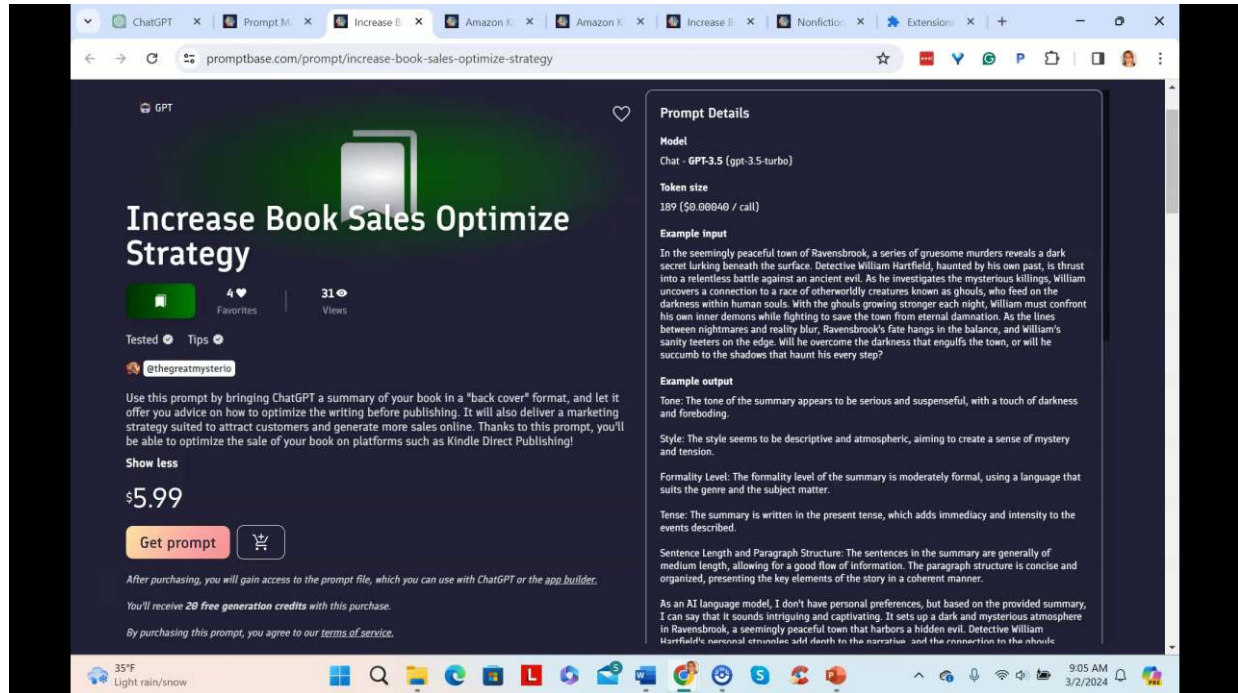
Succeed With Content

AI Prompt Perfection Quickstart



But I'll go over that in a moment. Book titles and hooks if you want that. But you can see that some of these here aren't necessarily, if you're just looking at the titles aren't necessarily, just for, marketing or just for nonfiction. So that looks like a good one as well. So what I'll go here is you hover and then if you click there, it'll open it up into a new tab. And then you can go through and pick some. I normally like to pick around three to five just so I have a variety of them and I'm not really just looking at one person's. And then if you come here,

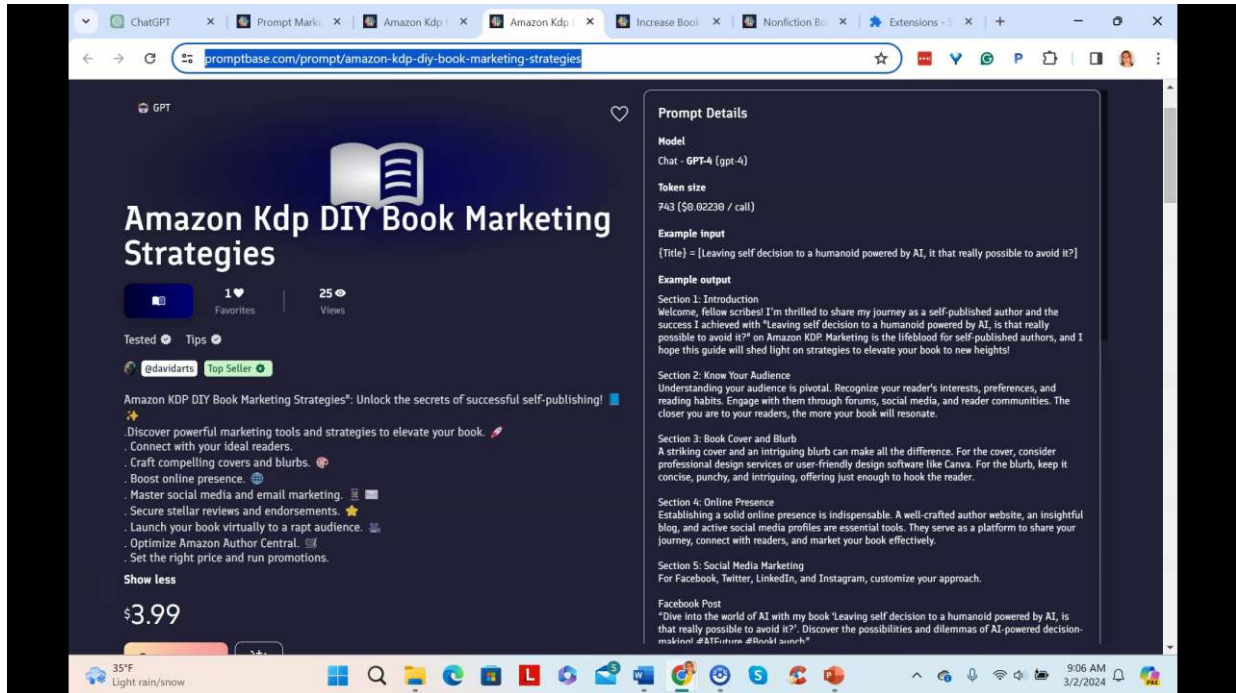
AI Prompt Perfection Quickstart



you'll see it'll tell you a little bit about what it is. I like to click more in case it has more stuff.

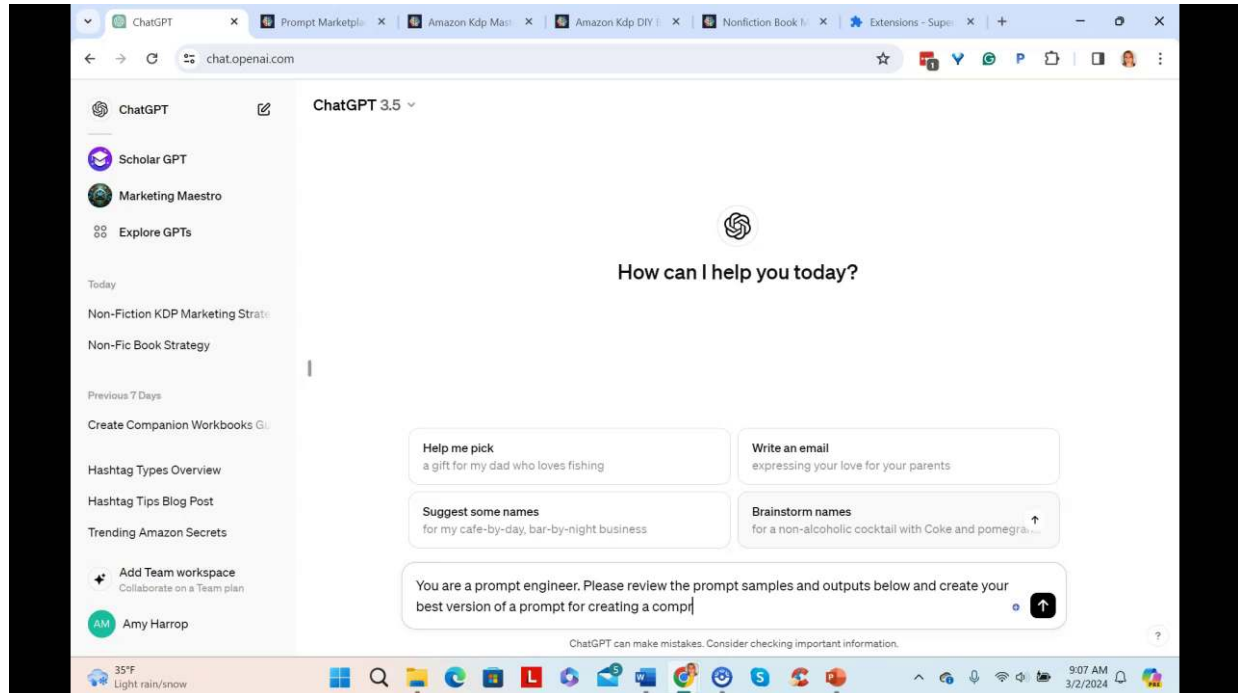
And then it'll come over here. It'll give us an and it and it and it a, example, input and output. So it's gonna tell us stuff like tone, style, tense. This isn't really what I'm looking for because this is more for fiction. So you would just kind of look a little bit about what the, what type of output it's giving you. And a couple other ones I have here. this is, although this is a bit more for fiction, it just, it's a bit more general. We talk about genre audience and so forth. So I'd probably keep that one.

AI Prompt Perfection Quickstart

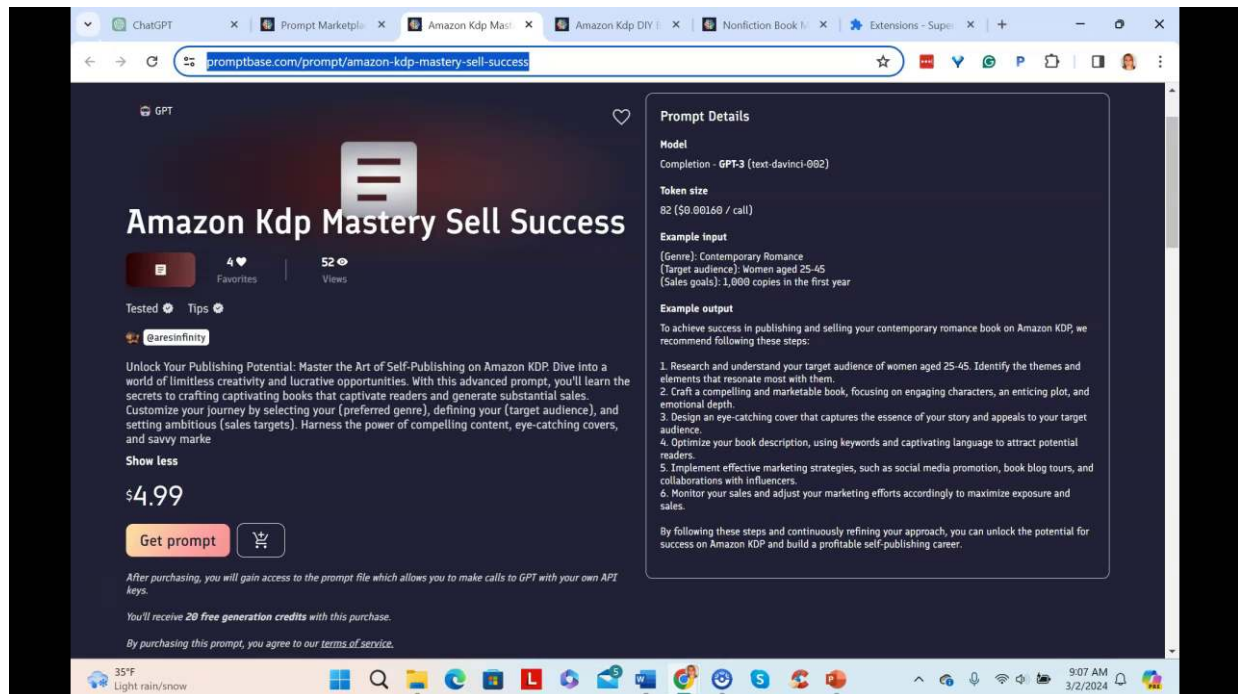


This one as well. You can see it's covered, gonna cover social media and things like that. So I would probably keep this one as well. This one optimize. I think this, that's one I pulled up earlier. And then here's one that the first one we looked at that's specifically nonfiction, where it goes again into social media and marketing. So I have three here. And then I would come over here and I would say, as I mentioned at the beginning, you are a prompt engineer. Please review the prompt samples and outputs below and create your best version of a prompt for creating a comprehensive book marketing nonfiction, let's say not 'cause that's what, what the focus is, nonfiction book marketing strategy. Now you might wanna have a doc open, so you can just copy paste, and that way you can see what prompts you're using.

AI Prompt Perfection Quickstart

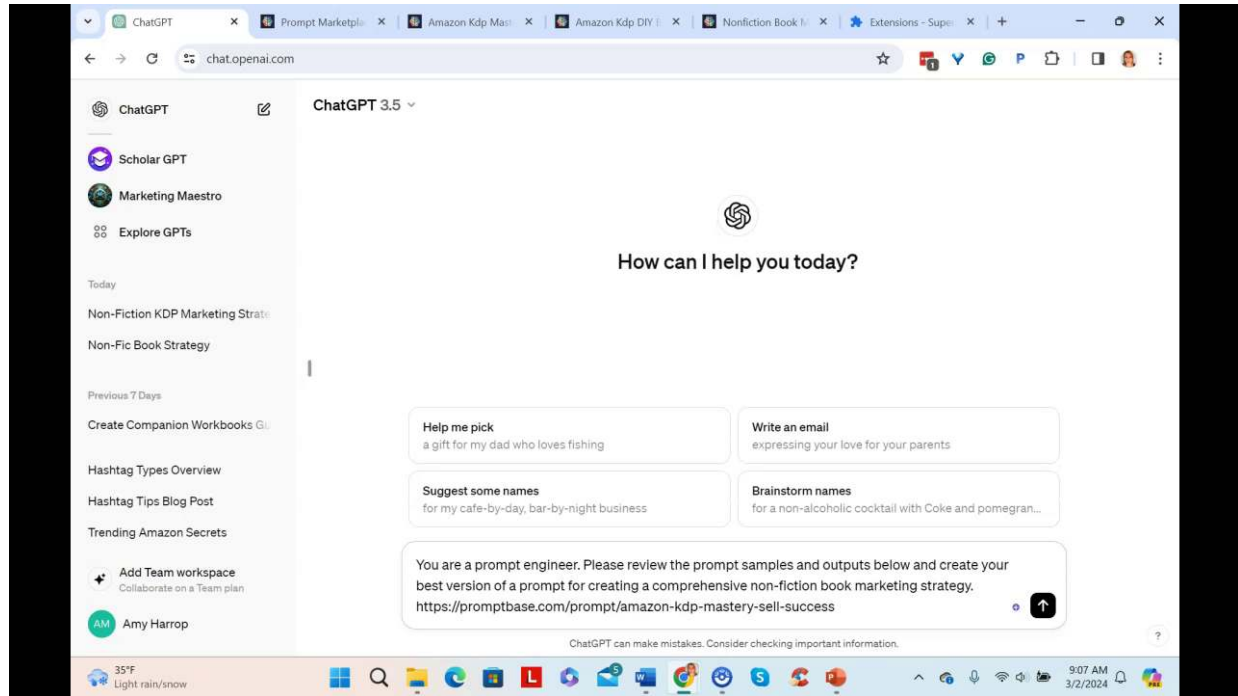


Also, this is my own words, if you find when you're working with this, you have better words. You might wanna, again, just copy that so you can have it or keep it in your, even as a master prompt in your prompt box or perhaps as part of a prompt chain.



Succeed With Content

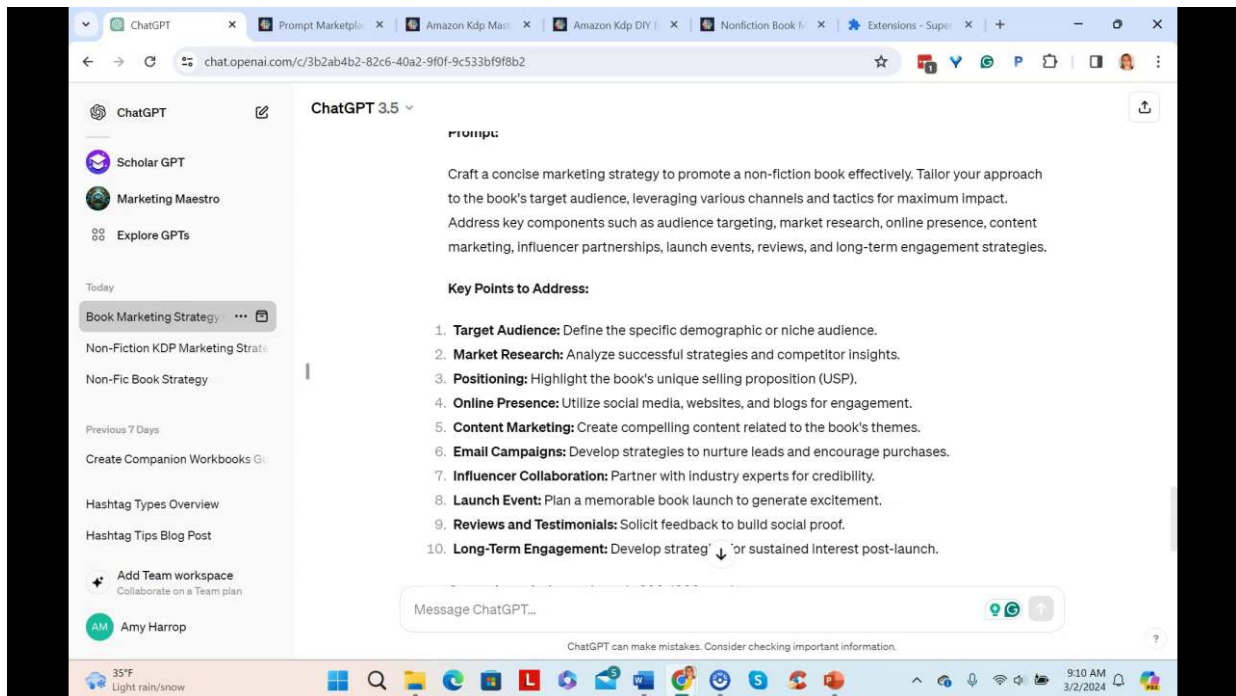
AI Prompt Perfection Quickstart



Succeed With Content

AI Prompt Perfection Quickstart

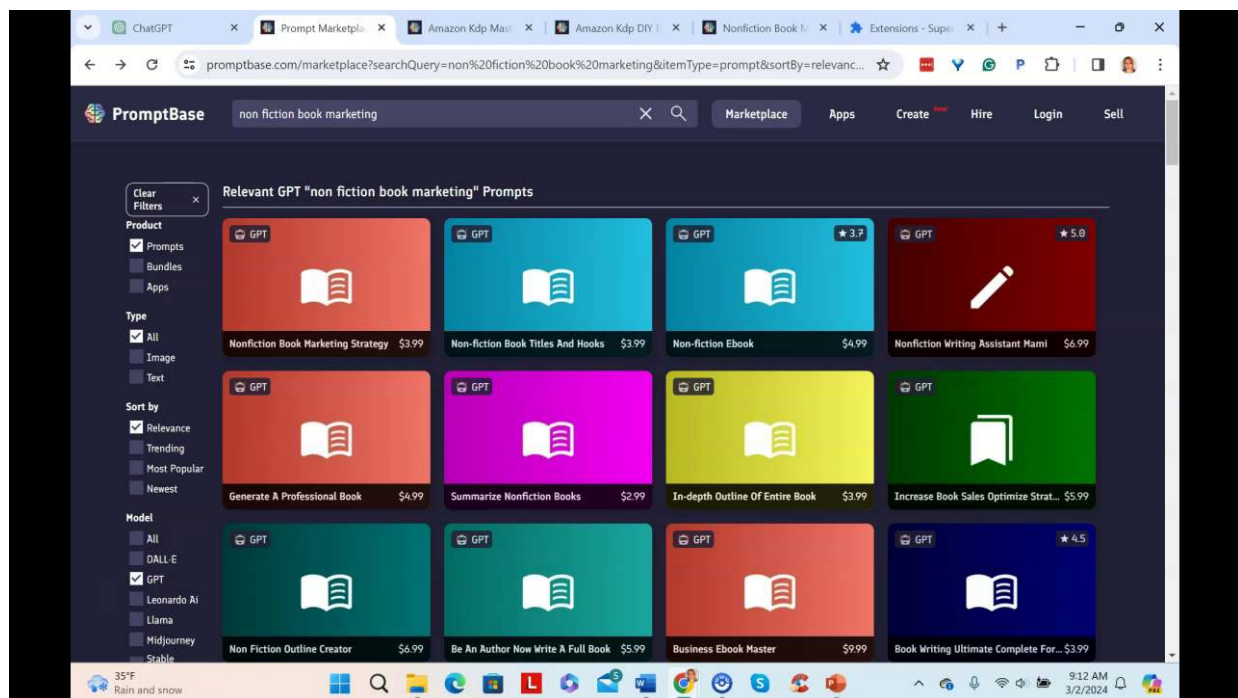
And I would just go ahead and add these here. And then here's what is giving me. And I would say thank you. Please review the prompt you created above and acting as an editor. Edit if needed for clarity and, effectiveness. So I, I like doing this as well. So you're giving it first the role of the prompt engineer and then you're getting the output from it. And then you are asking it to edit itself. So there's probably not too much of a change there, but you'll have it there. And you'll see it doesn't really give you the option to specify what the book is.



So what you could even say is please condense the above into a shorter prompt that includes variables you will want me to include. So you can generate a nonfiction book marketing strategy. So there we have it, you can save that. Then. Now again though, this is a bit vague. So when you are actually running that prompt, you would want to include you variables such as your book content and so forth. You can even ha upload or give it any supplemental material. But using this process with looking at, having it look at sample prompts, creating a prompt and then also having it edited is gonna be giving you the best quality prompts.

AI Prompt Perfection Quickstart

Now a final thing that you can do is you can say, please rewrite the prompt above. So I can give you a single paragraph prompt, or you can say something like a single paragraph prompt that I give you or an out strategy. So basically you can continue going back and forth. So this to me is more what we would want where we could then take this. So the other one is okay, but by asking it again for different it iterations, we're gonna get something that's a little bit more succinct and something that we can just easily copy and paste with our book title and book content. Anyways, that's just a specific example. So hopefully you can see how this process could be applied to a variety of other types of prompts as well. And I just wanna, again, remind you or emphasize that prompt base is great. It can give you a lot of different examples for different types of prompts.



So, you can get a lot of inspiration here. You can even find prompts to purchase, or again, just gathering an overview of a variety of different prompts in the topics that you want. So you can have your AI tool review those and come up with something that might be just as good, if not better.